



# 2015/2016 | WHEELCHAIRS FOR DAILY USE AND SPORT – FOR CHILDREN, YOUNG PEOPLE AND ADULTS



**PROACTIV®**  
R E H A - T E C H N I K



[www.proactiv-gmbh.com](http://www.proactiv-gmbh.com)

**MOBILITY MADE SIMPLE!**

## MOBILITY MADE SIMPLE!



**Dear Readers,**

With our »mobility made simple« brand slogan, as an innovative manufacturer of wheelchairs, handbikes, traction and steering attachments, we promise you the greatest flexibility and quality of life. We are constantly working to provide maximum customisation and mobility for our customers from modifications via development to manufacturing.

With this goal in mind, development of the range of Ergo wheelchairs has been continued and expanded. We have also included new options for our wheelchairs in the range, such as the carbon clothing guard and the curve handrims. In the range for children, the new LITTY 4all is being introduced with its numerous adjustment options.

But we don't want to give away too much in advance. We are delighted to be able to present our new wheelchair catalogue and wish you lots of pleasure when browsing through it.

Warmest greetings,

**Jörg Sättele**  
Managing Director

**Andreas Sättele**  
Managing Director

# TABLE OF CONTENTS

## Some key information:

- All of our products are »Made in Germany«
- Each year we process over 100 tons of aluminium
- The wheelchair that had to travel the furthest distance to its owner was on its way for 9,530 km (Chiba, Japan)
- In 2014, rehab division revenue increased by 11 %
- In 2014 five new jobs were created at the Dotternhausen location

<b>ABOUT US</b> .....	4	LITTY 4ALL & 4YOU .....	26
<b>RIGID FRAME WHEELCHAIRS</b> .....	6	BUDDY .....	28
OVERVIEW .....	6	SPEEDY 4TEEN .....	30
SPEEDY 4ALL & 4YOU .....	8	<b>SPORTS WHEELCHAIRS</b> .....	32
SPEEDY 4ALL & 4YOU ERGO SERIES .....	10	OVERVIEW .....	33
SPEEDY A1 & A2 .....	12	SPEEDY 4BASKET .....	34
SPEEDY F4 & F2 .....	14	SPEEDY 4TENNIS .....	36
LIFT MECHANICAL/ELECTRIC .....	16	SPEEDY 4BADMINTON .....	38
<b>FOLDING FRAME WHEELCHAIRS</b> .....	18	<b>OPTIONS</b> .....	40
OVERVIEW .....	19	BACK SYSTEMS .....	40
TRAVELER .....	20	SEAT SYSTEMS .....	41
TRAVELER 4ALL & 4YOU ERGO SERIES .....	22	SINGLE-HAND DRIVE .....	42
<b>CHILDREN &amp; YOUNG PEOPLE'S</b>		OTHER OPTIONS .....	44
<b>WHEELCHAIRS</b> .....	24	SAFETY & CRASH TESTS .....	46
OVERVIEW .....	24	COLOURS .....	47

## YOUR CONTACT AT PRO ACTIV



### **www.proactiv-gmbh.com**

You can find out everything about us, our products, news and much more on the internet.



### **Telephone +49 (0) 7427 9480-0**

Your direct line to us. We are happy to answer all of your questions. Normal working hours 8:00 am to 5:30 pm (Fridays 8:00 am to 4:00 pm).



### **In person locally**

You can obtain information about our innovations and products and of course test them at trade fairs and events throughout Europe! You will find our trade fair and event calendar at **www.proactiv-gmbh.com/trade\_fair\_event\_calendar**





The recipe for the success of our products: enthusiastic employees and personal consultation, ...

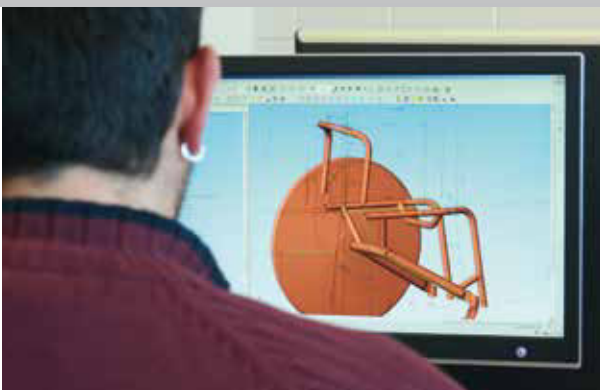
**WE STAND FOR »MOBILITY MADE SIMPLE«  
AND OFFER YOU:**

- high-quality & long-lasting products
- customer focus and creation of individuality
- innovations
- good service & individual advice



Our aim is to develop and produce top-quality products to guarantee maximum mobility in your everyday life.

Achieving this aim is the daily challenge of each of our employees at PRO ACTIV.



...continuous 3D CAD processes ...



...to CNC bending technology, ...



...a clear drive for perfection ...



...with specialist personnel in assembly and trained eyes in quality control.

## High manufacturing depth for your individuality

PRO ACTIV has a manufacturing depth of over 70% at the Dotternhausen location (Germany). Almost all parts of our products are manufactured in our own facility. This produces the competence to be able to implement your special requirements in detail.

## Our wheelchairs are innovative and top quality

From the design via production to assembly, even when processing purchased parts, we ensure the highest quality and precision. In order to offer you the best solutions, our designers work closely with wheelchair users, therapists and specialist dealers.

Each individual wheelchair is subject to strict quality controls. Regular checks according to quality standards DIN 9001 and DIN 13485 are a matter of course.

More details from  
[www.proactiv-gmbh.com](http://www.proactiv-gmbh.com)



**SPEEDY 4all** | from p. 8

**SPEEDY 4you** | from p. 8

**SPEEDY 4all Ergo** | from p. 10

Features	<ul style="list-style-type: none"> <li>■ Seat height and centre of gravity adjustment</li> <li>■ Large selection of options</li> </ul>	<ul style="list-style-type: none"> <li>■ Seat height and centre of gravity adjustment</li> <li>■ Large selection of options</li> <li>■ Individual frame geometry</li> </ul>	<ul style="list-style-type: none"> <li>■ Seat height and centre of gravity adjustment</li> <li>■ Frame geometry with a seat fold</li> </ul>
Seat width	30 – 52 cm	30 – 52 cm	30 – 52 cm
Seat depth	36 – 48 cm	36 – 54 cm	36 – 48 cm
Back height	20 – 48 cm	20 – 48 cm	20 – 48 cm
Seat height back (24" drive wheel)	39 – 47 cm	39 – 47 cm	39 – 47 cm
Seat height front (5" caster wheel)	44 – 52 cm	42 – 54 cm	44 – 52 cm
Angle of backrest adjustable and can be folded down, without needing any tools	7 times in 5° steps	7 times in 5° steps	7 times in 5° steps
Ergonomic back shell	optional, made-to-measure	optional, made-to-measure	optional, made-to-measure
Ergo Back backrest bar	optional, made-to-measure with and without lordosis support	optional, made-to-measure with and without lordosis support	optional, made-to-measure with and without lordosis support
Integral parking brake	–	–	optional
Single-hand drive	optional, with 2° camber	optional, with 2° camber	optional, with 2° camber
Attachment e-fix / e-motion / Twion	optional	optional	optional
Load capacity standard	up to 120 kg	up to 120 kg	up to 120 kg
Load capacity heavy duty version <sup>1</sup>	up to 180 kg	up to 220 kg	–

# RIGID FRAME WHEELCHAIRS

## OVERVIEW



**SPEEDY 4you Ergo** | from p. 10

- Seat height and centre of gravity adjustment
- Individual frame geometry with a seat fold

30 – 52 cm

36 – 54 cm

20 – 48 cm

39 – 47 cm

42 – 54 cm

7 times in 5° steps

optional, made-to-measure

optional, made-to-measure with and without lordosis support

optional

optional, with 2° camber

optional

up to 120 kg

–

**SPEEDY A1** | from p. 12

- Seat height and centre of gravity adjustment
- Extremely stable frame geometry for special demands

30 – 50 cm

36 – 48 cm

20 – 48 cm

37 – 45 cm

44 – 54 cm

7 times in 5° steps

optional, made-to-measure

optional, made-to-measure with and without lordosis support

–

optionally with 1°, 4°, 6°, 10° or 12° camber

optional

up to 120 kg

over 250 kg possible

**SPEEDY A2** | from p. 12

- Seat height and centre of gravity adjustment
- Optimal frame geometry suitable for use with stair climbing devices

36 – 50 cm

36 – 48 cm

20 – 48 cm

37 – 45 cm

44 – 54 cm

7 times in 5° steps

optional, made-to-measure

optional, made-to-measure with and without lordosis support

–

optionally with 1°, 4°, 6°, 10° or 12° camber

optional

up to 120 kg

up to 150 kg

**SPEEDY F4** | from p. 14

- No adjustment options, axle fixed and welded in place
- High level of stability and low weight

30 – 46 cm

36 – 48 cm

20 – 48 cm

from 36 cm

44 – 54 cm

optional, 7 times in 5° steps

optional, made-to-measure

optional, made-to-measure with and without lordosis support

–

–

optional

up to 120 kg

up to 180 kg

**SPEEDY F2** | from p. 14

- No adjustment options, axle fixed and welded in place
- High level of stability and low weight
- Individual frame geometry

from 31 cm

31 – 48 cm

20 – 48 cm

from 36 cm

from 40 cm

optional, 7 times in 5° steps

optional, made-to-measure

optional, made-to-measure with and without lordosis support

optional, after indiv. assessment

–

–

optional

up to 120 kg

up to 180 kg

**LIFT/LIFT EL.** | from p. 16

- Centre of gravity adjustment
- Seat height adjustment mechanical or electric

35 – 46 cm

35 – 48 cm

20 – 48 cm

approx. 45 cm

approx. 50 cm

7 times in 5° steps

optional, made-to-measure

optional, made-to-measure with and without lordosis support

–

–

optional

up to 120 kg

up to 140 kg

All dimensions are available in 1 cm steps. Individual measurements or load capacities available on request.

<sup>1</sup> Individual frame with reinforcement.



Thomas Wiest in front of the Gur-Emir  
Mausoleum in Samarkand, Uzbekistan  
(Photo: Stefan Kukla)

# SPEEDY 4ALL



»Body Contour«: The distributive and breathable seat upholstery ensures the highest seating comfort and supports decubitus prophylaxis.



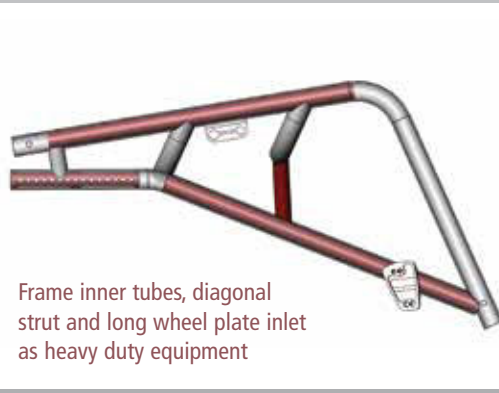
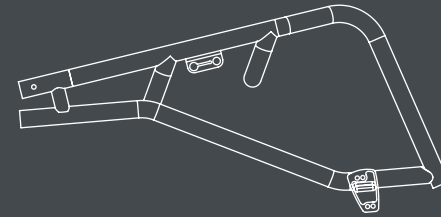
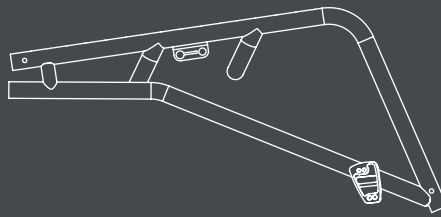
The small packing size due to the folding backrest and the flat frame construction as well as the low loading weight from 5.8 kg upwards make it easy to load and transport.

- ✓ Integrated centre of gravity and seat height adjustment using wheel plates
- ✓ Adjustable angle of seat using wheel plates, caster forks & caster wheels
- ✗ No seat fold possible
- ✓ 7-step angle adjustment and folding backrest

- ✓ Can be used with adaptive bikes and traction devices;  
Option: Removable wheelbase extension
- ✓ Option: Single-hand drive for drivers using one hand
- ✓ Option: Particularly stable, heavy duty design for a user weight of more than 120 kg



# & 4YOU



Frame inner tubes, diagonal strut and long wheel plate inlet as heavy duty equipment

By equipping the chair with single-hand drive (as an option), both handrims can be operated on one side. In addition to that, you can choose to have the knee lever brake with single-hand operation (see p. 42 and 43).

With our heavy duty equipment, the SPEEDY is designed for extreme loads, such as a user weighing up to 220 kg.

The active rigid frame wheelchairs SPEEDY 4all & 4you combine technical and sporty looks with sophisticated functional elements and adjustment options. With the wide range of options and accessories available, as well as the integrated centre of gravity and height adjustment in 1 cm steps, the SPEEDY 4all & 4you wheelchairs are well suited for all lifestyles.

Due to their excellent stability, the SPEEDY 4all & 4you wheelchairs can be combined with all PRO ACTIV adaptive bikes, traction and steering attachments. The 7-step adjustable backrest is ideal for this use. This option allows an optimal ergonomic backrest position to be selected for all adaptation situations.



The difference between the SPEEDY 4all & 4you wheelchairs is the option of individual frame design:

- With the SPEEDY 4all, 7 frame parameters can be freely selected.
- With the SPEEDY 4you, 13 frame parameters can be freely selected, such as the front frame angle, frame retraction, lower leg width top and bottom. Every frame is unique and individually made for its user.



# SPEEDY 4ALL

## Ergo series

### FEATURES OF THE ERGO SERIES:

- Sophisticated frame geometry with ergonomic seat fold. Stable seating position due to automatic seat incline of 3 cm and »Tuber stop«.
- The new braking concept of the integral brake (optional). Optimal braking power and beautiful design.
- Narrow side section. When folding down the backrest, the side section follows the course of the frame to allow the packaging dimensions to be as small as possible and optimal free space when loading.



The integrated centre of gravity and seat height adjustment in 1 cm steps provides flexibility and can be adjusted to suit the user's needs.

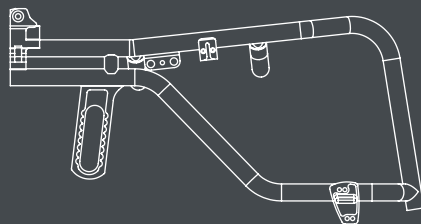
- ✓ Integrated centre of gravity and seat height adjustment using wheel plates
- ✓ Adjustable angle of seat using wheel plates, caster forks & caster wheels
- ✓ Seat fold for automatic seat angle of 3 cm
- ✓ 7-step angle adjustment and folding backrest

- ✓ Can be used with adaptive bikes and traction devices;  
Option: Removable wheelbase extension
- ✓ Option: Single-hand drive for drivers using one hand
- ✗ Heavy duty version not possible

Photo: Timo Wetz



# & 4YOU



Tan Caglar (model, actor, seminar leader on the subject of »Inclusion« and world record holder): »My SPEEDY 4you is my personal everyday all-rounder!«



The »integral parking brake« (optional) is user-friendly. When the brake is off, it is swivelled completely underneath the frame so that space is created for finger and hand movement.



Based on the natural anatomy of the hand, the ergonomically optimised shape of the profile of the »Curve« handrim (optional) allows a controlled grip and stabilises the wrist.

## Ergo



The active rigid frame wheelchairs SPEEDY 4all & 4you in the Ergo series feature a sophisticated frame geometry with an ergonomic seat fold. Due to the minimised frame geometry with a narrow side section, easy to fold backrest, and being able to remove assemblies without tools, the SPEEDY 4all & 4you wheelchairs in the Ergo series are ideal for independent loading.

The greater stability of the frame provides adapting the wheelchair with an adaptive bike or traction device. The backrest with 7-step angle adjustment offers flexibility for both the seating position and adapting the angle of the backrest when driving with an adaptive bike or traction device.

The difference between the SPEEDY 4all & 4you wheelchairs in the Ergo series is the option of individual frame design:

- With the SPEEDY 4all, 7 frame parameters can be freely selected.

- With the SPEEDY 4you, 13 frame parameters can be freely selected, such as the front frame angle, frame retraction, lower leg width top and bottom. Every frame is unique and individually made for its user.



# SPEEDY A1 & A2



Single-hand drive can be fitted up to 12° wheel camber. More information can be found on pages 42 and 43.



The 7-step angle adjustment of the backrest which can be folded down makes the seating position flexible which is particularly advantageous when driving with an adaptive bike.

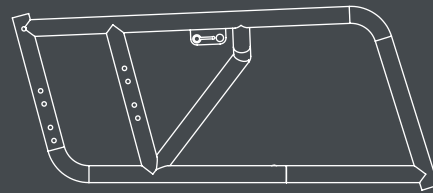
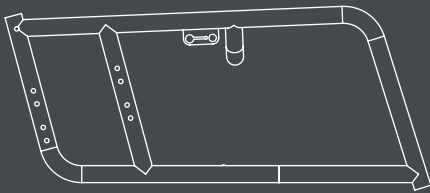
- ✓ Integrated centre of gravity and seat height adjustment using wheel plates
- ✓ Adjustable angle of seat using wheel plates, caster forks & caster wheels
- ✓ 7-step angle adjustment and folding backrest
- ✓ Can be used with adaptive bikes and traction devices; Option: Extended wheel plate to extend the wheelbase

- ✓ Option: Single-hand drive for drivers using one hand
- ✓ Option: Particularly stable, heavy duty design for a user weight of more than 120 kg up to more than 250 kg

Photo: Timo Wetz



Detailed information on all products and components under [www.proactiv-gmbh.com](http://www.proactiv-gmbh.com)



standard position



folded up

»Footrest which can be folded up towards the back«:  
In a folded up position, this footrest (optional) offers a great deal of foot room when transferring into or out of the wheelchair or when getting in or out.



Folding down the backrest and the ease with which assemblies can be removed without tools allow small packaging dimensions.



Thanks to its frame structure which is designed for extreme loads, the simple setting options for seat height and centre of gravity, the SPEEDY A1 & A2 models offer maximum mobility in everyday life.

### **SPEEDY A1**

The design of the frame geometry and suspension of the SPEEDY A1 allows it to be used for extreme loads, such as a user weighing 200 kg and more, or for attaching drives. Individual frame dimensions can be optimally manufactured for tall people (2 m and above). For users with hemiplegia or plexus problems, a highly manoeuvrable single-hand drive can be mounted up to a camber of 12°.

### **SPEEDY A2**


The frame structure of the SPEEDY A2 is specifically designed for attaching stair climbers, such as the scalamobil (Ulrich Alber GmbH) and the S-MAX (AAT Alber Antriebstechnik GmbH). These can be attached to wheelchairs with seating widths of 36 cm and above without having a significant influence on the driving characteristics and total weight of the wheelchair.



# SPEEDY F4 & F2



Low weight, sporty, carbon clothing guard (optional). You can reduce the effects of cold weather on the outsides of your thighs due to the insulating properties of carbon.

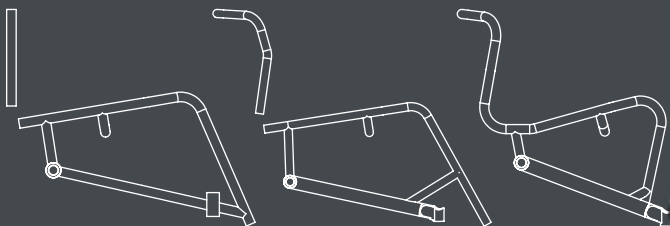


The insert on the front of the SPEEDY F2 frame ensures ideal leg guidance and a dynamic appearance.

- ✓ Fixed, welded axle, extremely light frame (no adjustment options)
- ✓ Adjustable angle of seat using caster forks & caster wheels
- ✗ Seat fold cannot be selected; if large angles of the seat are ordered, it is automatically integrated into the construction
- ✓ Option: 7-step angle adjustment and folding backrest

- ✓ Can be used with adaptive bikes and traction devices;  
Option: Wheelbase extension fixed, welded or removable
- ✗ Single-hand drive not possible
- ✓ Option: Particularly stable, heavy duty design for a user weight of more than 120 kg





The SPEEDY F4 and F2 are also suitable for different types of sport, such as wheelchair dancing and wheelchair table-tennis. Marcus Sieger (right, vice world champion in wheelchair table-tennis 2014, Peking) uses a SPEEDY F4 with special options and conversions for his table-tennis sport. Nawid Reinermann (left, Calisthenics- & Crossfit top athlete) not only uses his SPEEDY F2 in daily life, but also for his sport.



»Ergo Back backrest with back padding« (optional): The backrest with a surrounding bar offers optical design options and ensures high stability for the backrest.



The fixed, welded wheelbase extension (option with SPEEDY F2) forms a rigid unit with the wheelchair and is particularly light. You can also choose a removable wheelbase extension.



The SPEEDY F4 and SPEEDY F2 rigid-frame wheelchairs excel with their completely welded frame and resultant unbeatable handling characteristics. As their weight is consistently optimised and their packing size is very small, and thus easy to transport, these wheelchairs are ideal for daily use. The SPEEDY F4 & F2 are the right choice especially for experienced wheelchair users!

The difference between the SPEEDY F4 & F2 wheelchairs is the option of individual frame design:

- With the SPEEDY F4, 7 frame parameters can be freely selected.
- With the SPEEDY F2, 14 frame parameters can be freely selected, such as the front frame angle, frame retraction, lower

leg width top and bottom. Every frame is unique and individually made for its user. With the SPEEDY F2, there is the option of bending the complete seat unit out of an aluminium tube to suit individual dimensions. This makes great weight savings and provides a rigid seat and back unit without any play in it.

# LIFT & LIFT EL.



Photo: Timo Wetz



Transport in a car boot is problem-free by simply taking the wheelchair apart into its modules without using tools.



LIFT manual: With only a little muscle power, the seat is lifted upwards by up to 30 cm. In this position, the wheelchair user is eye to eye with a standing person who is about 1.75 m tall.

- ✓ Mechanical or electric seat height adjustment
- ✓ Integrated centre of gravity adjustment
- ✓ Adjustable angle of seat using caster forks & caster wheels
- ✓ 7-step angle adjustment and folding backrest
- ✗ Single-hand drive not possible
- ✓ Option: Particularly stable, heavy duty design for a user weight of more than 120 kg





When combined with the e-fix drive made by Ulrich Alber GmbH, the LIFT EL. Is another light alternative to an electric wheelchair.



LIFT electric: The user reaches the desired work height and new action areas at the push of a button.



The »Swing away footrest« (optional) can also be swivelled outwards and removed meaning the frame ends at the front tension edge providing plenty of space for transfer.



The LIFT is a revolution in both professional and everyday life: Continuous seat height adjustment instantly opens up new scope for action. Flexible options in the most varied of professions and the possibility of using conventional furniture and kitchen furnishings make the LIFT an indispensable support tool. During the day, in the office, you can always get to the folders on the top shelf, and at night the LIFT helps you to enjoy a drink at the

bar, at eye-level with your dialogue partner. As an employee and wheelchair user, you can be assigned flexibly to various workstations, machines and attachments. With the seat height adjustment, you can easily operate printers and copiers. Wall units and top shelves in the office or at home are accessible. Conversion measures are often no longer necessary.

#### LIFT manual/mechanical

The desired work height is set with the user-friendly, manual and continuous adjustment of the seat height using gas pressure springs. With only a little muscle power, the seat is lifted upwards by up to 30 cm.

#### LIFT electric

In the event of limited arm or finger function, the same LIFT construction is also available with an electric lift function. The user reaches the desired work height at the push of a button. It is also possible to upgrade the manual LIFT with an electrical seat height adjustment. So if the disability advances, it can be altered repeatedly at low-cost.



Our TRAVELER folding wheelchairs:  
Unique folding mechanism to  
minimise packaging dimensions and  
excellent torsional stability.



Thorsten Krämer in Hamburg  
(Photo: Gunther Belitz)

# FOLDING FRAME WHEELCHAIRS

## OVERVIEW



**TRAVELER** | from p. 20

**TRAVELER 4all Ergo** | from p. 22

**TRAVELER 4you Ergo** | from p. 22

Features	<ul style="list-style-type: none"> <li>■ Seat height and centre of gravity adjustment</li> <li>■ Large selection of options</li> </ul>	<ul style="list-style-type: none"> <li>■ Seat height and centre of gravity adjustment</li> <li>■ Frame geometry with seat fold</li> </ul>	<ul style="list-style-type: none"> <li>■ Seat height and centre of gravity adjustment</li> <li>■ Individual frame geometry with seat fold</li> </ul>
Seat width	33 – 52 cm	33 – 52 cm	33 – 48 cm
Seat depth	36 – 48 cm	36 – 48 cm	36 – 48 cm
Back height	20 – 48 cm	20 – 48 cm	20 – 48 cm
Seat height back (24" drive wheel)	37 – 43 cm	39 – 45 cm	40 – 47 cm
Seat height front (5" caster wheel)	44 – 52 cm	44 – 52 cm	42 – 52 cm
Angle of backrest adjustable and can be folded down, without needing any tools	7 times in 5° steps	7 times in 5° steps	7 times in 5° steps
Ergonomic back shell	optional, made-to-measure, removable	optional, made-to-measure, removable	optional, made-to-measure, removable
Integral parking brake	–	optional	optional
Single-hand drive	optional, up to 12° camber, can still be folded due to removable cardan shaft	–	–
Attachment e-fix / e-motion / Twion	optional	only e-motion	only e-motion
Load capacity standard	up to 120 kg	up to 120 kg	up to 120 kg
Load capacity heavy duty version <sup>1</sup>	up to 150 kg, optional up to 180 kg	–	–

All dimensions are available in 1 cm steps. Individual measurements or load capacities available on request.

<sup>1</sup> Individual frame with reinforcement.



More details from  
[www.proactiv-gmbh.com](http://www.proactiv-gmbh.com)



# TRAVELER



The by far smallest packing size from  
17 x 35 x 58 cm!



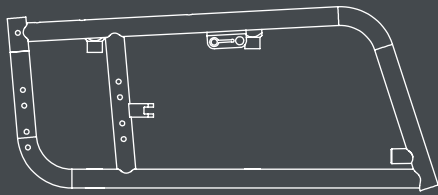
Folding inwards can reduce the seating width by  
about 15 % (approx. 5 – 10 cm). In a tight squeeze  
this 15% can be key!

**Timo Wetz travelling through the Tuscany**  
(Photo: Hanna Wetz)

- ✓ Folding inwards possible sitting in wheelchair
- ✓ Packing size from 17 cm x 35 cm x 58 cm
- ✓ Integrated centre of gravity and seat height adjustment using wheel plates
- ✓ Adjustable angle of seat using wheel plates, caster forks & caster wheels
- ✗ No seat fold possible

- ✓ 7-step angle adjustment and folding backrest
- ✓ Can be used with adaptive bikes and traction devices;  
Option: Extended wheel plate to extend the wheelbase
- ✓ Option: Single-hand drive for drivers using one hand
- ✓ Option: Particularly stable, heavy duty design for a user weight of more than 120 kg





The »PRO ACTIV, Faltrollstuhl Traveler – Komplett zerlegen« video on youtube.com shows the complete disassembly for transport and quick assembly of the TRAVELER.



»Ergonomic back shell« (optional): With the removable variant of the back shell, the TRAVELER can still be folded inwards without difficulty.



The TRAVELER is by far the most torsion-resistant folding wheelchair. It can also be combined with traction devices and adaptive bikes.



The TRAVELER offers flexibility in daily use and minimal transport size when travelling.

You can load the wheelchair into the car and unload it again yourself, offering a high level of independence. Completely folded, it even fits into a sports bag. Furthermore, when travelling by plane, you can transport this mini wheelchair as hand luggage!

The TRAVELER folding wheelchair is an active wheelchair offering maximum mobility. With its extremely torsion-resistant and reliable folding mechanics, the TRAVELER combines the handling characteristics of a rigid frame with the advantages of a folding wheelchair. Apart from that, you can start folding the TRAVELER while seated due to its innovative folding mechanism which means that many tight spots can be managed without any problems.



# TRAVELER 4ALL

## Ergo series

### FEATURES OF THE ERGO SERIES:

- Sophisticated frame geometry with ergonomic seat fold. Stable seating position due to automatic seat incline of 3 cm and »Tuber stop«.
- The new braking concept of the integral brake (optional). Optimal braking power and beautiful design.
- Narrow side section. When folding down the backrest, the side section follows the course of the frame to allow the packaging dimensions to be as small as possible and optimal free space when loading.



The »integral parking brake« is user-friendly. When the brake is off, it is swivelled completely underneath the frame so that space is created for finger and hand movement.

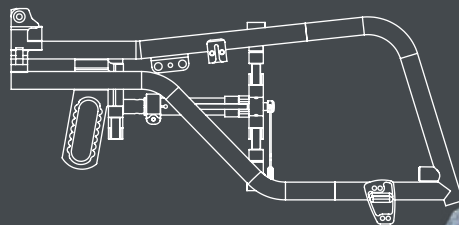
- ✓ Folding inwards possible sitting in wheelchair
- ✓ Packing size from 17 cm x 35 cm x 58 cm
- ✓ Integrated centre of gravity and seat height adjustment using wheel plates and adjustable folding mechanism middle section
- ✓ Adjustable angle of seat using wheel plates, caster forks & caster wheels

- ✓ Seat fold for automatic seat angle of 3 cm
- ✓ 7-step angle adjustment and folding backrest
- ✓ Can be used with adaptive bikes and traction devices;  
Option: Removable wheelbase extension
- ✗ Single-hand drive not possible
- ✗ Heavy duty version not possible

Daniela Keller in the park of lakes in Pfullingen, Germany  
(Photo: Timo Wetz)



# & 4YOU



»For me, the TRAVELER is an all-purpose chair - regardless of whether at my desk, in town or offroad, when dancing, biking or driven electrically. The stability and small packaging dimensions are particularly practical - whether in the car, train or aeroplane - that is real mobility as far as I am concerned.« (Klaus D. Herzog, »Foreign Minister« of DRS RolliKids, spin doctor, mobility trainer and exercise instructor)



Robust carbon clothing guard (optional) and narrow side section. When folding down the backrest, the side section follows the course of the frame to allow the packaging dimensions to be as small as possible.



The integrated centre of gravity and seat height adjustment in 1 cm steps as well as the adjustable folding mechanism provide flexibility and can be adjusted to suit the user's needs.



## Ergo



The TRAVELER 4all & 4you active folding wheelchairs in the Ergo series offer you maximum mobility. The small packaging dimensions from 17 cm x 35 cm x 58 cm allow the wheelchair to be carried in a sports bag and make it easy to load. With the extremely torsion-resistant and reliable folding mechanism, the TRAVELER wheelchairs combine the handling characteristics of a rigid frame with the advantages of a folding wheelchair.

Folding inwards can reduce the seating width by about 15% (approx. 5 – 10 cm).

The greater stability of the frame provides adapting the wheelchair with an adaptive bike or traction device. The backrest with 7-step angle adjustment offers flexibility for both the seating position and adapting the angle of the backrest when driving with an adaptive bike or traction device.

The TRAVELER 4all & 4you active folding wheelchairs in the Ergo series feature a sophisticated frame geometry with an ergonomic seat fold and are distinguished by the options for individual frame design:

- With the TRAVELER 4all, 7 frame parameters can be freely selected.

- With the TRAVELER 4you, 12 frame parameters can be freely selected, such as the front frame angle, frame retraction, and position of the caster wheel bearing block. Every frame is unique and individually made for its user.



# **LITTY 4all** | from p. 26

Features	<ul style="list-style-type: none"> <li>■ Wheelchair for infants and children</li> <li>■ Very light</li> <li>■ Many adjustment options</li> </ul>
Seat width	18 – 34 cm
Seat depth	20 – 35 cm
Back height	20 – 30 cm
Seat height back	31 – 41 cm
Seat height front (5" caster wheel)	34 – 44 cm
Wheel sizes	20", 22", 24"
„Straight frame" frame shape	–
„V shape" frame shape	–
„Abducted" frame shape	–
Seat width can grow with child	✓
Centre of gravity and seat height adjustable	✓ via position of seat plate in clothing guard
Angle of backrest can be adjusted and folded down, without tools	✗
Ergonomic back shell	✓ made-to-measure
Ergo Back backrest bar	✗
Single-hand drive	✗
All terrain wheel	✓
Push handle	✗
Push handles offset to the back	✓
Central push handle	✓
Max load up to	50 kg



# CHILDREN & YOUNG PEOPLE'S WHEELCHAIRS OVERVIEW

Questions? Call  
+49 (0) 7427 9480-0



**LITTY 4you** | from p. 26

- Wheelchair for infants and children
- Very light
- Individual frame geometry

16 – 38 cm

18 – 38 cm

20 – 45 cm

31 – 42 cm

40 – 47 cm

20", 22", 24"

–

–

–

✓

✓ via position of seat plate in clothing guard

✗

✓ made-to-measure

✗

✗

✓

✗

✓

✓

50 kg



**BUDDY D3** | from p. 28

- Children & young person's wheelchair **without** abduction
- Wide range of accessories & adjustment options

18 – 38 cm

17 – 43 cm

20 – 48 cm

31 – 45 cm

40 – 50 cm

20", 22", 24"

✓

✗

✗

✓

✓ via wheel plate

✓ optional, 7 times in 5° steps

✓ optional, made-to-measure

✓ optional, made-to-measure with and without lordosis support

✓ optional, with 1°, 4°, 6°, 10° or 12° camber

✓

✓

✓

✓ up to 50 kg user load capacity

100 kg

**BUDDY D4** | from p. 28

- Children & young person's wheelchair **with** abduction
- Wide range of accessories & adjustment options

18 – 38 cm

19 – 40 cm

20 – 48 cm

31 – 42 cm

40 – 47 cm

20", 22", 24"

✓

✗

✓

✓

✓ via wheel plate

✓ optional, 7 times in 5° steps

✓ optional, made-to-measure

✓ optional, made-to-measure with and without lordosis support

✓ optional, with 1°, 4°, 6°, 10° or 12° camber

✓

✓

✓

✓ up to 50 kg user load capacity

100 kg



**SPEEDY 4teen** | from p. 30

- Young person's wheelchair with sporty design
- Stable frame
- Wide range of accessories & adjustment options

26 – 38 cm

31 – 48 cm

20 – 48 cm

36 – 47 cm

40 – 50 cm

24", 26"

✓

✗

✓

✓

✓ via wheel plate

✓ optional, 7 times in 5° steps

✓ optional, made-to-measure

✓ optional, made-to-measure with and without lordosis support

✓ optional, with 2° camber

✓

✗

✓

✗

100 kg

# LITTY 4ALL



Photo: Timo Wetz



The »footplate which can be folded up backwards« (optional) makes it easier to transfer in and out of the wheelchair for children who are still able to stand.



**LITTY 4you:** The seat plate position can be retrospectively adjusted using the eccentric discs.

**LITTY 4all:** The seat plate can be positioned in the clothing guard using the given grid.

- ✓ Seat width can grow with child
- ✓ Adjustment of seat position by positioning the seat plate in the clothing guard using given grid or eccentric discs
- ✓ Backrest is screwed firmly into the clothing guard (angle cannot be adjusted or folded down)

- ✓ Brakes integrated in the clothing guard
- ✗ Use of adaptive bikes and traction devices not possible
- ✗ Single-hand drive not possible



# & 4YOU



»The new LITTY by PRO ACTIV is a smart chair - especially for small and slim children. The open frame concept and integrated seating unit make it a lighter than comparable »classic« wheelchair. The LITTY 4you can be easily adjusted and positioned despite the individual alignment.« (Test report LITTY 4you, Magazine »B-Kids« 4/2011)



The angle of the height adjustable »central push handle with a folding handle section« (optional) can be adjusted in the handle section using a serrated joint and can also be folded down completely.



The brake lever can be accessed directly by the child. The clothing guard follows the wheel arch at a uniform distance.

**NEW**



The LITTY 4all and 4you children's wheelchairs will impress you with their frame geometry which is optimal for children. Its low total weight starting at 6.7 kg and its optimal easy running characteristics also make the LITTY an ideal companion for children with little arm power.

The brake operation in the clothing guard is within an ergonomically ideal gripping area for the child. The braking bolt is attached under the centre of the drive wheel far out of reach. The footrest offers a large setting and positioning range as a result of its design.

As it grows with its user, the LITTY will accompany the child for many years.

The options for individual frame design are what make a difference between the LITTY 4all & 4you wheelchairs, as does the adjustment of the seat position:

■ With the LITTY 4all, 9 frame parameters can be freely selected. Here, the seat width starts at 18 cm. The seat position or the position of the seat plate is adjusted in the clothing guard using the given grid. Here, there are significantly more adjustment options than with the LITTY 4you.

■ With the LITTY 4you, 10 frame parameters can be freely selected with significantly larger dimension ranges than with the LITTY 4all. Here, the seat width starts at just 16 cm. The seat position or rather the position of the seat plate can be adjusted in the clothing guard using eccentric discs. The clothing guard is individually manufactured for every LITTY 4you with an optimal adjustment range for the seat plate.

# BUDDY



By adjustment of the cross tubes the seat width grows from 18 to 38 cm.

The BUDDY is available with either a straight frame shape (BUDDY D3) or with an abduction frame (BUDDY D4) for more leg room.

- ✓ Seat width can grow with child
- ✓ Integrated centre of gravity and seat height adjustment using wheel plates
- ✓ Option: 7-step angle adjustment and folding backrest
- ✓ Knee lever brake on the top frame tube (also available with a long brake lever)

- ✓ Can be used with adaptive bikes and traction devices;  
Option: Extended wheel plate to extend the wheelbase
- ✓ Option: Single-hand drive for drivers using one hand

Photo: Timo Wetz





Folding down the angle adjustable backrest (optional) and the ease with which assemblies can be removed without tools allow small packaging dimensions.



Simply by adding in the push bar, outdoor caster or the SPIKE adaptive bike, the BUDDY becomes an off-road vehicle for tarmac, gravel or tracks.



Thanks to its special design, the width of the BUDDY children's and young people's wheelchair can be adjusted so it grows with its user, making it a reliable companion for many years.

Equipped with the simple seat height adjustment in 1cm steps and the continuous adjustment of the centre of gravity, this wheelchair adjusts to the growing requirements of its user.

Thanks to its robust construction and low weight, the BUDDY makes an ideal companion for all sorts of adventures. This way children can discover the world on their own and there is nothing to prevent them from taking part in boisterous children's games.

The BUDDY is available with extensive accessories and can thus be upgraded to suit any everyday

life situation. Combined with various adaptations such as the FREEWAY steering attachment or the SPIKE adaptive bike, new action areas can be explored.

# SPEEDY 4TEEN



The integrated centre of gravity and seat height adjustment in 1cm steps provides flexibility and can be adjusted to suit the user's needs.



»Backrest with adjustable tension back«: Customisable back system which can be optimised for the user's body contour using belts (shown in the picture without back padding).

- ✓ Seat width can grow with child
- ✓ Integrated centre of gravity and seat height adjustment using wheel plates
- ✓ Option: 7-step angle adjustment and folding backrest
- ✓ Knee lever brake on the top frame tube

- ✓ Can be used with adaptive bikes and traction devices;  
Option: Removable wheelbase extension
- ✓ Option: Single-hand drive for drivers using one hand

Photo: Peter Czajka





Our adaptive bikes and traction devices are found in our »Handbikes, traction and steering devices« product catalogue, which you can order on +49 (0) 7427 9480-0 via [info@proactiv-gmbh.de](mailto:info@proactiv-gmbh.de) or it can be downloaded from [www.proactiv-gmbh.com](http://www.proactiv-gmbh.com)



The SPEEDY 4teen can be perfectly combined with adaptive bikes and traction devices.



The wheelbase extension, which can be removed with one handle, provides better traction when using bikes and traction devices.



Its tried and tested growth function makes the SPEEDY 4teen wheelchair for young people a companion for many years.

Despite its load capacity of 100 kg, the total weight of the SPEEDY 4teen starts at only 9.2 kg, due to targeted weight optimisation. Equipped with the simple seat height and centre of gravity adjustment in 1 cm steps, this wheelchair adjusts

to the growing requirements of its user. Its distinct frame design and high-quality finishing give the wheelchair for young people a sporty appearance and small packing size.

Combined with various adaptations such as the FREEWAY steering attachment or the SPIKE adaptive bike, new action areas can be explored.







# SPORTS WHEELCHAIRS OVERVIEW



The PRO ACTIV sports wheelchairs have a completely customised frame geometry that is adapted to the type of sport, the athlete and the position on the field. So no limits are set to the customisation! Different ram bars, anti-tipping supports and footrest covers make the concept perfect! Everything is possible with this customised concept! Challenge us with a wheelchair for your type of sport.



**SPEEDY 4basket** | from p. 34



**SPEEDY 4tennis** | from p. 36



**SPEEDY 4badminton** | from p. 38

Features	<ul style="list-style-type: none"> <li>■ Basketball wheelchair</li> <li>■ Robust and fixed, welded frame with individual frame geometry</li> <li>■ Can be equipped for all positions of play</li> </ul>	<ul style="list-style-type: none"> <li>■ Tennis wheelchair</li> <li>■ Robust and fixed, welded frame with individual frame geometry</li> <li>■ Large selection of options</li> </ul>	<ul style="list-style-type: none"> <li>■ Badminton wheelchair</li> <li>■ Robust and fixed, welded frame with individual frame geometry</li> <li>■ Large selection of options</li> </ul>
Wheel camber	12°, 15°, 18°, 20°	12°, 15°, 18°, 20°	12°, 15°, 18°, 20°
Ergonomic back shell	optional, made-to-measure	optional, made-to-measure	optional, made-to-measure
Ergo Back backrest bar	optional, made-to-measure with and without lordosis support	optional, made-to-measure with and without lordosis support	optional, made-to-measure with and without lordosis support
Single-hand drive	optional, with 1°, 4°, 6°, 10° or 12° camber	optional, with 1°, 4°, 6°, 10° or 12° camber	optional, with 1°, 4°, 6°, 10° or 12° camber
Load capacity standard	up to 120 kg	up to 120 kg	up to 120 kg
Load capacity heavy duty version <sup>1</sup>	up to 150 kg	up to 150 kg	up to 150 kg

## Our sports wheelchairs - the following dimensions can be individually selected:

- Seat width
- Seat depth
- Back height
- Lower leg length
- Seat height back
- Seat height front
- Centre of gravity
- Start of frame retraction
- Frame length to the front frame bend
- Front frame angle
- Lower leg length top and bottom
- Position of the anti-tipping support bearing block
- Position of the caster wheel bearing block
- Distance between caster wheel bearing blocks

**Every sports wheelchair is unique!**

**Questions? Call**  
**+49 (0) 7427 9480-0**



All dimensions are available in 1 cm steps. Individual measurements or load capacities available on request.

<sup>1</sup> Individual frame with reinforcement.

# SPEEDY 4BASKET



Fitting with single-hand drive and screwed wheel plate allows the centre of gravity and seat height to be adjusted by approx. 1 to 2 cm. Extremely manoeuvrable with drive wheel camber up to 12°.

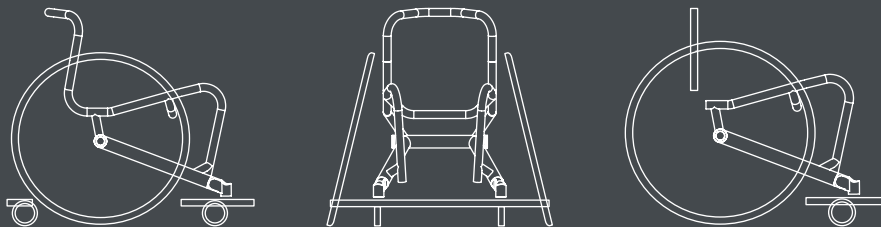


Various bar geometries are available to match the desired playing positions.



**Southern first league game  
SKV Ravensburg 2 – RSKV Tübingen  
(Photo: Werner Schorp)**





Various footrest covers such as »front edged« or »box shaped« can be selected.



Depending on the playing position and personal requirements, there is a choice between central anti-tipping support or anti-tipping supports attached on both sides for an absolutely secure position in tough team sports.

With fifteen optional frame parameters, the SPEEDY 4basket wheelchair is the individualist in its class.

Its special construction and unpretentious design combine easy turning and good responsiveness, acceleration and a high running speed with a modern design. This sports device can be individually equipped to meet the requirements of both playing position and player. There is also the option

of bending the complete seat unit out of an aluminium tube to suit individual dimensions. This leads to enormous weight savings. The rigid seat and back unit has absolutely no play in it, so that the wheelchair immediately follows and reacts directly to every movement of the body.



# SPEEDY 4TENNIS



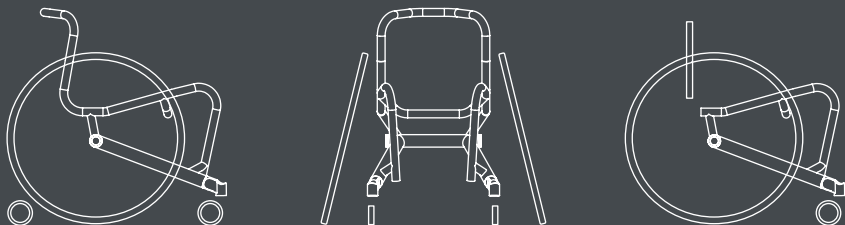
The lengthways adjustable footrest in a »box shape« ensures the ideal position for the feet.



»Ergo Back backrest with back padding«: Stable and customisable backrest with lordosis support.

**Sabine Ellerbrock (Paralympic athlete)**  
**in the Salzburg Open**  
**(Photo: Hartwig Ellerbrock)**





»SPEEDY 4tennis: a light, manoeuvrable chair with perfect handling and ride - I can't image a better piece of sports equipment!«  
(Sabine Ellerbrock)



»Open belt system seat upholstery«: Very breathable seating system with pressure distribution that can be set individually via a belt.



The height of the anti-tipping support wheel can be adjusted in a single move.



The tennis frame of the SPEEDY 4tennis offers an optimal degree of freedom to play, as the lower frame tubes at the front are flush with the castor wheel bearing block.

With 15 freely selectable frame parameters, the SPEEDY 4tennis can be adapted perfectly to its user. This wheelchair's design featuring high-strength oversized tubes guarantees excellent tor-

sion resistance and direct responsiveness, without compromising the static stability.

The height of the anti-tipping support can be easily adjusted in a single move to suit the condition of the field and playing habits.

There is the option of bending the complete seat unit out of an aluminium tube to suit individual

dimensions. This leads to enormous weight savings. The rigid seat and back unit has absolutely no play in it, so that the wheelchair immediately follows and reacts directly to every movement of the body.

# SPEEDY 4BADMINTON



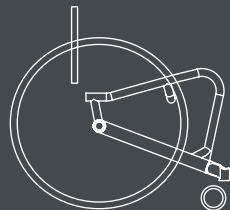
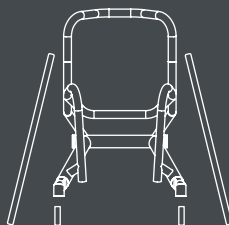
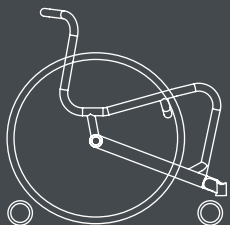
The lengthways adjustable footrest in a »box shape« ensures the ideal position for the feet.



The high handrim attachment enables ideal power transfer and amazing acceleration.

Young wook kim (from Korea) during training (Photo: Young wook kim)





Marcel Hörenbaum (top athlete in wheelchair badminton) about his sports equipment: »The SPEEDY 4badminton is a first class piece of sports equipment and is a joy to ride!«



The anti-tipping supports which are extended far to the rear ensure absolute stability.



The optional outward form of the backrest offers additional side stability.



With its protruding anti-tipping supports, the badminton frame of the SPEEDY 4badminton allows extremely aggressive positioning of the rear axle tube.

Two anti-tipping supports stretching extended far to the rear and a wide wheelbase of the caster wheels ensure absolute static stability. Combined with a large camber, this ensures that

the wheelchair has superb manoeuvrability and optimal acceleration characteristics. Ultimately this is the secret of success for every badminton player!

With 15 freely selectable framework parameters the SPEEDY 4badminton can be adapted perfectly to its user.

There is the option of bending the complete seat unit out of an aluminium tube to suit individual dimensions. This leads to enormous weight savings. The rigid seat and back unit has absolutely no play in it, so that the wheelchair immediately follows and reacts directly to every movement of the body.

# BACK SYSTEMS

## Back systems



### Ergonomic back shell

Custom lasered and stable aluminium back shell with plenty of room for moving shoulders and arms. Custom adjustment of lordosis support using belts. 7-step angle adjustment and can be folded down with integrated aluminium side pieces. Low weight.



### Backrest with adjustable tension back and back padding

Back system which can be adjusted individually using belts to be optimised for the user's body contours. 7-step angle adjustment by the user in a single move with integrated aluminium side parts. Folding down the backrest completely means the packing size can be reduced significantly.



### »Ergo Back« backrest with back padding

Stable and customisable backrest with lordosis support. The back bar provides an attractive look without limiting the user's freedom of movement and provides the option of destressing the back by leaning back.



### »Ergo Back« backrest with back shell

Very stable and customisable backrest. The contour of the back bar is shaped towards the back, creating a soft transition between the back shell and the backrest bar. Leaning back comfortably to relief your back is possible as the backrest bar has a progressive supporting effect at the top. 7-step angle adjustment and can be folded down with integrated side pieces.





## Seat systems



### Seat plate

Stable seat system without slack. Possible base for individual, anatomically shaped seat systems.



### »Body Contour« upholstery

Seat upholstery with suspension effect. Very breathable and absorbs impacts. The very robust fabric with double seams counteracts the »hammock« effect. Supports decubitus prophylaxis.



### Seat upholstery »Open belt system«

Pressure distribution adjustable via belts. Supports breathable cushion systems.



### Seat cushion

The standard seat cushion consists of a single-layer of high quality foam. Alternatively you can select the »Anti Decubitus« cushion. This relax foam cushion consists of a carrier foam for stability and a thermoelastic foam which optimally adjusts to the body shape when warm, providing the best possible pressure relief.



## Single-hand drive



To move the wheelchair with only one arm due to a disability, the TRAVELER, SPEEDY A1, SPEEDY 4all & 4you (including Ergo series), SPEEDY 4teen and BUDDY can be equipped with a single-hand drive with a double handrim. A cardan shaft connects the small

inner handrim with the opposite wheel. To go straight, both handrims are pushed together. You can turn on the spot by turning the handrims in opposite directions.



# SINGLE-HAND DRIVE



More information on single-hand drive can be found at  
[www.proactiv-gmbh.com/wheelchair-single-hand-drive](http://www.proactiv-gmbh.com/wheelchair-single-hand-drive)



Extremely good manoeuvrability is achieved using a drive wheel camber of up to 12°. Can be used for sports.



The drive wheels can be removed using a floating axle for simple handling. The drive side can be changed easily simply by rearranging the wheels.



»Knee lever brake with one-hand operation«: by activating the brake on one side ...



... the braking bolts are moved on both sides using a Bowden wire.



All wheelchair components and accessories are found at  
[www.proactiv-gmbh.com/wheelchairs\\_component\\_groups\\_accessories](http://www.proactiv-gmbh.com/wheelchairs_component_groups_accessories)

## OTHER OPTIONS

### Components and accessories



#### Caster forks

The suspension fork with cross steering attachment provides suspension when overcoming barriers. Wheel races can be used to achieve optimal smooth running. The harder running characteristics are compensated by the elasticity of the wheel suspension and the wheel. This provides optimal ride comfort. Other caster forks at [www.proactiv-gmbh.com](http://www.proactiv-gmbh.com)



#### Caster wheels

PRO ACTIV offers a variety of different caster wheels such as the stable 5" caster wheel with an aluminium rim. At [www.proactiv-gmbh.com](http://www.proactiv-gmbh.com) you can find an overview of all caster wheels on offer with reviews in various categories.



#### Footrests

Various footrests can be selected, such as the »footrest which can be folded up towards the back«. This footrest enables simple transfer and reduces the packing size. Other footrests at [www.proactiv-gmbh.com](http://www.proactiv-gmbh.com)



#### Pushing handles and bars

PRO ACTIV offers various solutions for pushing attachments. The picture shows the »central push handle with a folding handle section« which distinguishes itself through its simple height and angle adjustment options as well as great freedom of movement for the wheelchair user. You can find additional push handles and bars at [www.proactiv-gmbh.com](http://www.proactiv-gmbh.com)





Our adaptive bikes and traction devices are found in our »Handbikes, traction and steering devices« product catalogue, which you can order on +49 (0) 7427 9480-0 via [info@proactiv-gmbh.de](mailto:info@proactiv-gmbh.de) or it can be downloaded from [www.proactiv-gmbh.com](http://www.proactiv-gmbh.com)



### Anti-tipping devices

PRO ACTIV offers suitable anti-tipping supports for every model of wheelchair which in a few easy steps can be moved to a passive position to overcome obstacles. In active position you reduce the danger of tipping over backwards. You will find more information on anti-tipping supports at [www.proactiv-gmbh.com](http://www.proactiv-gmbh.com)



### Clothing guard

PRO ACTIV offers stable and attractively shaped clothing guard models made of aluminium, GRP and carbon. The aluminium and carbon clothing guard offers a high level of flexibility for adapting it to the wheel arch (retrospectively as well), as slots are available for optimal adjustment. You will find more information at [www.proactiv-gmbh.com](http://www.proactiv-gmbh.com)



### Brakes

Knee lever brakes with various brake levers can be selected, for example with a long, folding or flared brake lever meaning that individual requirements can be taken into consideration. You will find additional brakes such as the integral parking brake or the brake for the accompanying person at [www.proactiv-gmbh.com](http://www.proactiv-gmbh.com)



### Drive wheel & Co.

As far as the drive wheels are concerned, you can choose from a wide range of rims (e.g. PRO ACTIV and Spinergy), tyres and handrims. You will find more information at [www.proactiv-gmbh.com](http://www.proactiv-gmbh.com)

## SAFETY & CRASH TESTS

### Crash tested



The following wheelchair models are approved for vehicle transportation:

- ✓ BUDDY
- ✓ SPEEDY
- ✓ TRAVELER



Our products have been ISO 10542-tested in cooperation with an independent testing institute and using tested restraint systems.

Tests have shown that our wheelchairs comply with ISO 7176-19 specifications. The tested wheelchairs are approved for vehicle transportation in combination with a transport restraint system.

### Transport restraint system



The crash-tested wheelchairs are available with a factory-fitted transport restraint system and a front belt lock connection. A large selection of accessories for the transport restraint system can

also be ordered, e.g. hip straps in various lengths, shoulder belts, retractors, headrest fixtures and padding.

### For your safety!

We would like you to enjoy your product for a long time. Our products are designed to suit all types of lifestyle while providing maximum mobility. This is why we test the stability of our products beyond the ISO standard. For us, this includes setting our-

selves a standard with regards to test times and stresses which goes far beyond the requirements of the standard.



# COLOURS



Since we always want to offer current and fashionable colours this may also result in short-term changes to the colour selection.

Please refer to [www.proactiv-gmbh.com/colours](http://www.proactiv-gmbh.com/colours) for the current range of offers. You can also view images of possible combinations here.









## One-colour designs

	Powder coating, without layers		Violet, gloss
	Powder coating, transparent layer, gloss		Pink magenta, gloss RAL 4010
	White, gloss RAL 9016		Pink magenta, matt RAL 4010
	White, matt RAL 9016		Light cyan, gloss
	Brilliant silver, gloss		Light cyan, matt
	Anthracite, gloss RAL 7016		Pastel blue, gloss RAL 5024
	Anthracite, matt RAL 7016		Pastel blue, matt RAL 5024
	Black, gloss RAL 9005		Sky blue, gloss
	Black, matt RAL 9005		Navy blue, gloss
	Deep black, silver effect, gloss		Navy blue, matt
	Pure orange, gloss RAL 2004		Apple green, gloss
	Pure orange, matt RAL 2004		Apple green, matt
	Fire red, gloss		Lemon green, gloss
	Fire red, matt		Lemon green, matt
			Yellow, gloss RAL 1023
			Yellow, matt RAL 1023








## Two-colour designs

For two-colour designs, one basic colour and one design colour can be combined (for more information see [www.proactiv-gmbh.com/colours](http://www.proactiv-gmbh.com/colours)).

### Base colours (on the rear frame)

	White
	Silver
	Anthracite
	Black
	Light cyan
	Pastel blue
	Lemon green
	Yellow

### Design colours (on the front frame)

	Yellow
	Lemon green
	Blue
	Chili
	Pure orange
	Cappuccino
	Black

Design colour, chili  
Basic colour, white





[www.proactiv-gmbh.com](http://www.proactiv-gmbh.com)



Scan QR code directly with your mobile  
to learn more about our products.

**PRO ACTIV**  
**Reha-Technik GmbH**

Im Hofstätt 11  
D-72359 Dotternhausen  
Tel +49 (0) 74 27 94 80-0  
Fax +49 (0) 74 27 94 80-70 25  
[info@proactiv-gmbh.de](mailto:info@proactiv-gmbh.de)



Your nearest PRO ACTIV specialist retailer: